



1.2.1 Free Fusion 360 Quick-Start

Get started here with your Free Fusion 360 CAD/CAM package, courtesy of Autodesk. Check out their interactive tutorials and resources,

Written By: Joel Johnson

Fusion 360 is CAD reinvented. It brings together CAD, CAM and CAE, connecting your entire product development process in a single cloud-based tool.



Design, test, and fabricate
in a single tool.



Work anywhere.



Collaborate with anyone.

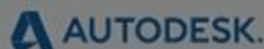


AUTODESK
FUSION 360

**ACTIVATE YOUR 1 YEAR FREE COMMERCIAL
SUBSCRIPTION OF FUSION 360 TODAY**

Go to: Autodesk.com/fusion-360-promos

Access code:



This free offer is contingent on you registering with Autodesk at <http://www.autodesk.com/fusion-360-promos>, entering the promotion code set forth above, accepting all terms of the free offer, including the then-current terms of service for Fusion 360, and completing such registration and acceptance prior to March 31, 2017. This free offer is limited to eligible buyers. Void where prohibited. This free offer may be modified or terminated at any time without notice. All eligible buyers are subject to verification by Autodesk. Autodesk and Fusion 360 are trademarks of Autodesk, Inc.

Step 1 — Activate your Free Fusion 360 Package!

Fusion 360 is CAD reinvented. It brings together CAD, CAM and CAE, connecting your entire product development process in a single cloud-based tool.



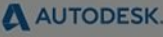
Design, test, and fabricate in a single tool. Work anywhere. Collaborate with anyone.



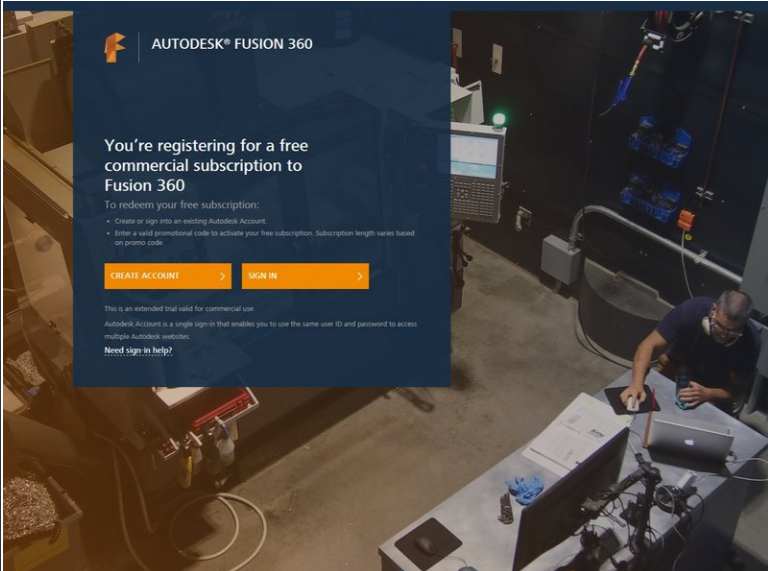
AUTODESK FUSION 360

**ACTIVATE YOUR 1 YEAR FREE COMMERCIAL
SUBSCRIPTION OF FUSION 360 TODAY**

Go to: Autodesk.com/fusion-360-promos
Access code:



This free offer is contingent on you registering with Autodesk at <http://www.autodesk.com/fusion-360-promos>, entering the promotion code set forth above, accepting all terms of the free offer, including the then-current terms of service for Fusion 360, and completing such registration and acceptance prior to March 31, 2017. This free offer is limited to eligible buyers. Void where prohibited. This free offer may be modified or terminated at any time without notice. All eligible buyers are subject to verification by Autodesk. Autodesk and Fusion 360 are trademarks of Autodesk, Inc.



AUTODESK® FUSION 360

You're registering for a free commercial subscription to Fusion 360

To redeem your free subscription:

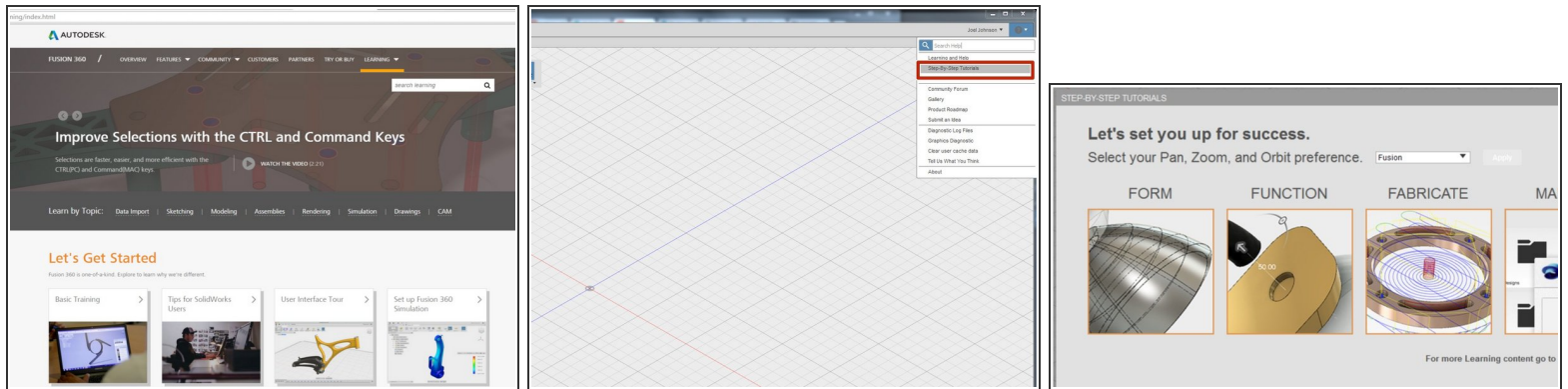
- Create or sign into an existing Autodesk Account
- Enter a valid promotional code to activate your free subscription. Subscription length varies based on promo code.

[CREATE ACCOUNT](#) [SIGN IN](#)

This is an extended trial valid for commercial use.
Autodesk Account is a single sign-in that enables you to use the same user ID and password to access multiple Autodesk websites.
[Need sign-in help?](#)

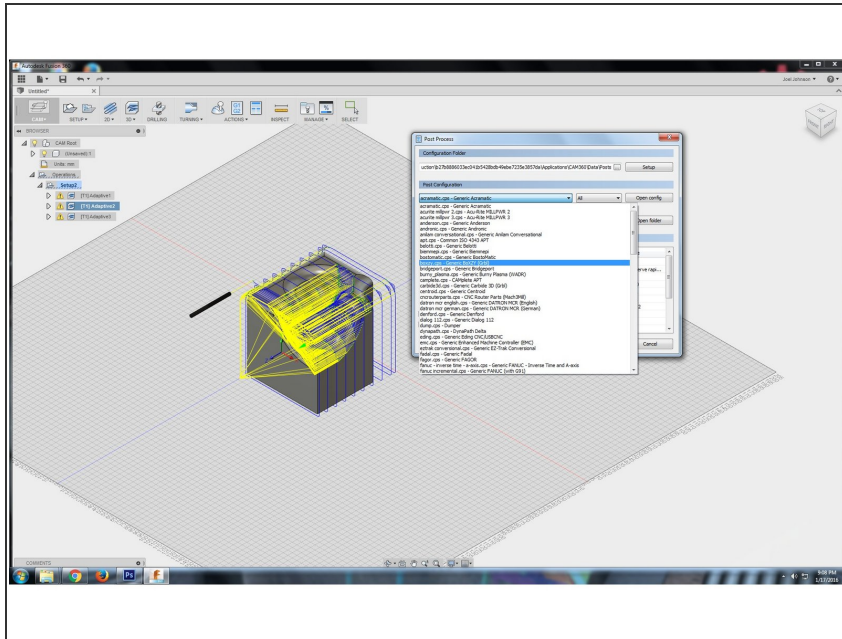
- [Click here to activate the Fusion 360 CAD package included with your BoXZY and start modeling today. The access code to activate your Fusion 360 account is in the box with your BoXZY](#)

Step 2 — It's Easy to Learn: Tutorials Here!




- Go here: [Click here for Fusion 360 Tutorials](#)
- Access step-by-step, interactive Fusion 360 tutorials anytime by clicking the question mark on the top right hand corner of your interface. Click Step-by-step in the drop down menu and you're on your way to designing in CAD and CAM!

Step 3 — Go Straight to CNC Milling with Fusion 360 BoXZY G-Code



- Once you've designed your part in Fusion 360 and chosen your tool paths, output your gcode in **BoXZY.cps -Generic BoXZY (grbl)**. Happy milling!

Step 4 — Export STL file for 3D printing



- When ready to make 3D print STL file in Fusion-360, select the object and then select 3D Print under the File menu. Edit the 3D Print options and output to the Print Studio. In Print Studio, resolve any Repair and Support issues and then select "Export as STL" under its File menu (as needed for the BoXZY interface).