


DOZUKI

How to Create a Wiki Page

This guide demonstrates how to create a wiki page.

Written By: Dozuki System



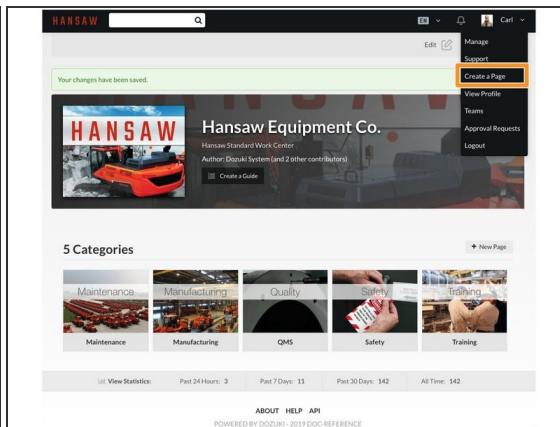
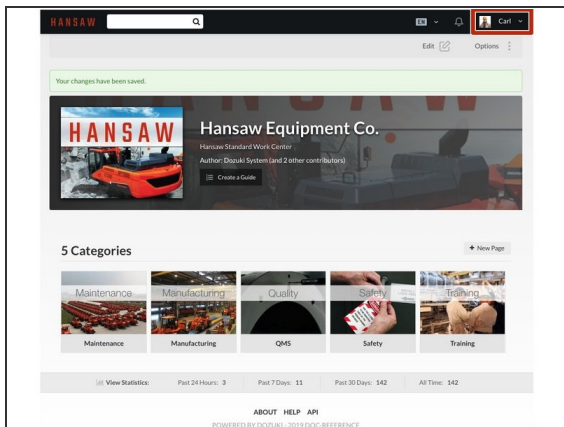
INTRODUCTION

This guide demonstrates how to create a wiki page.

Intro to Wikis 101

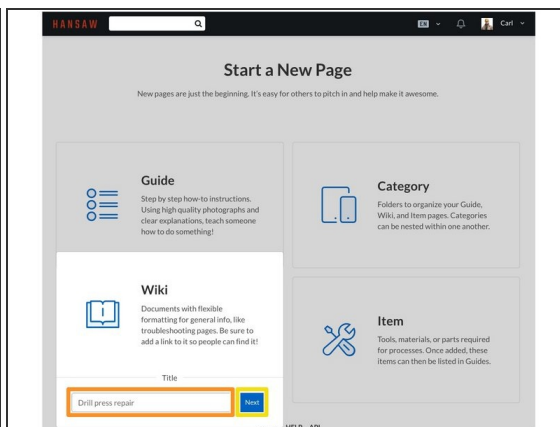
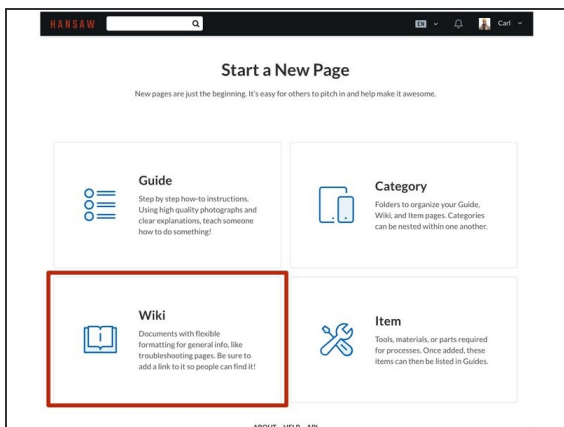
There are two ways to create documents: guides and wikis. Guides are step-by-step, structured documents that teach users how to complete any number of awesome projects. Wikis, on the other hand, follow a much less structured format. A wiki page is used for documentation that is not procedural (think text-heavy).

Step 1 — How to Create a Wiki Page



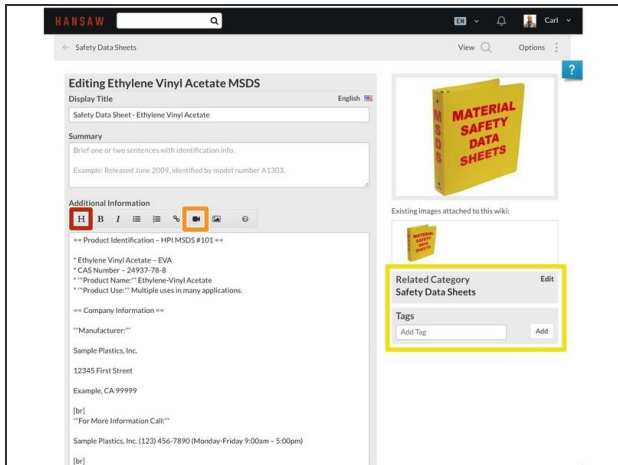
- Click on, and expand, the user drop-down menu (where your name appears) in the upper-right of the site header.
- Select **Create a Page**.

Step 2



- **Start a New Page** will open.
- Select **Wiki**.
- Give your new wiki a title.
- Click on the **Next** button.

Step 3



The screenshot shows a Wiki page editor for 'Ethylene Vinyl Acetate MSDS'. The page is titled 'Editing Ethylene Vinyl Acetate MSDS' and has a display title of 'Safety Data Sheet - Ethylene Vinyl Acetate'. The summary section contains a brief one or two sentences with identification info, with an example: 'Released June 2009, identified by model number A1303'. The additional information section is highlighted with a red box and contains the following text: '== Product Identification - HPI MSDS #101 ==', 'Ethylene Vinyl Acetate - EVA', 'CAS Number - 24937-78-8', 'Product Name: Ethylene-Vinyl Acetate', 'Product Use: Multiple uses in many applications.', '== Company Information ==', 'Manufacturer:', 'Sample Plastics, Inc.', '12345 First Street', 'Example, CA 99999', 'For More Information Call:', 'Sample Plastics, Inc. (123) 456-7890 (Monday-Friday 9:00am - 5:00pm)'. The right sidebar shows an image of a 'MATERIAL SAFETY DATA SHEETS' folder and a 'Related Category Safety Data Sheets' section with a 'Tags' field and an 'Add' button.

- Insert your wiki page content.
 - Create [Headers and Sub-Headers](#).
 - You can upload PDF documents and Images to your wiki page.
 - Tag your wiki and create a [Dynamic List](#) that can appear in any category, or on your home (root) page.
- ⓘ Here is a great example: [wiki page](#).