



How to Delete a Category

This guide demonstrates how to delete a category page.

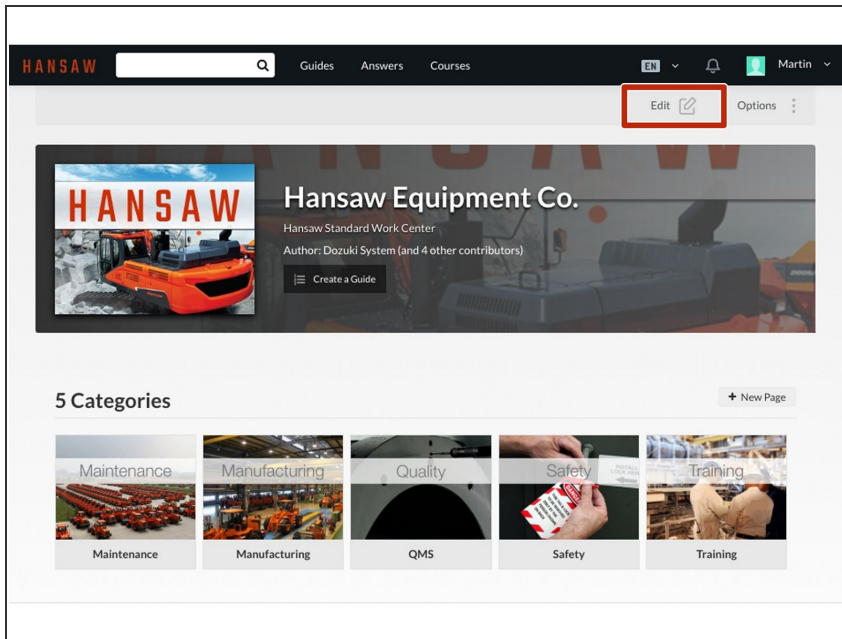
Written By: Dozuki System



INTRODUCTION

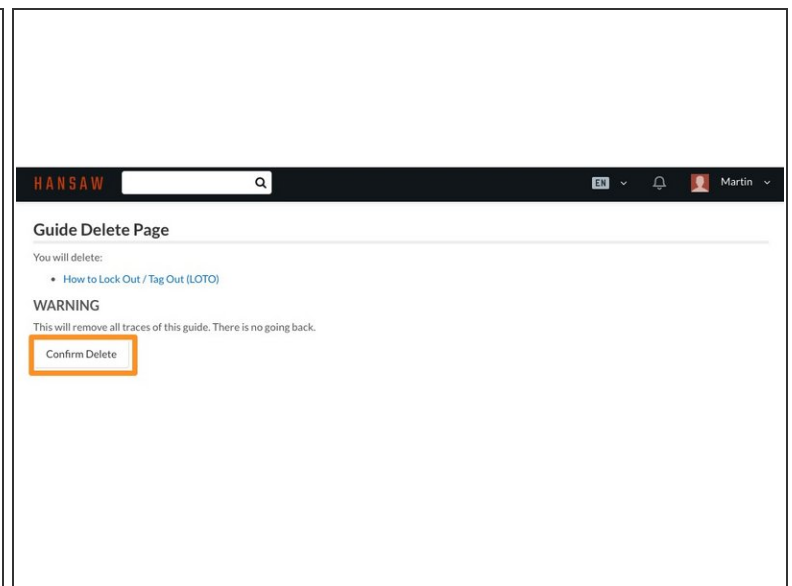
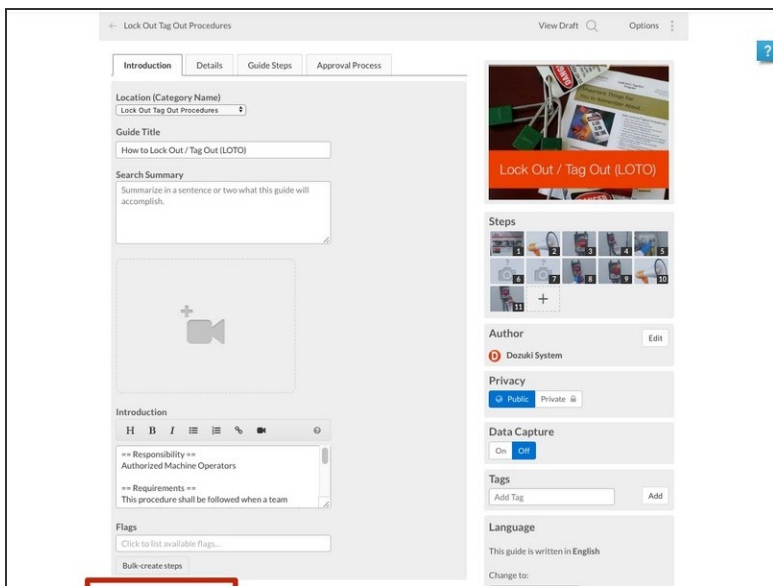
This guide demonstrates how to delete a category page.

Step 1 — Deleting a Category Page



- To delete a category, click the **Edit** button in the upper-right, beneath the site header.
- ⚠ Make sure there are no guides listed in the category.
- 🗑 If there are guides listed under the category, either delete them or change the category under which these guides are listed.

Step 2



- Click the **Delete Category** button in the bottom-left of the page, directly below the **Additional Information** section.
- ⓘ The **Guide Delete Page** will open.
- To delete the page, click the **Confirm Delete** button, on the left beneath the **WARNING**.

