




How to View Your Dozuki Site in Multiple Languages

This guide demonstrates how to view your Dozuki site in multiple languages.

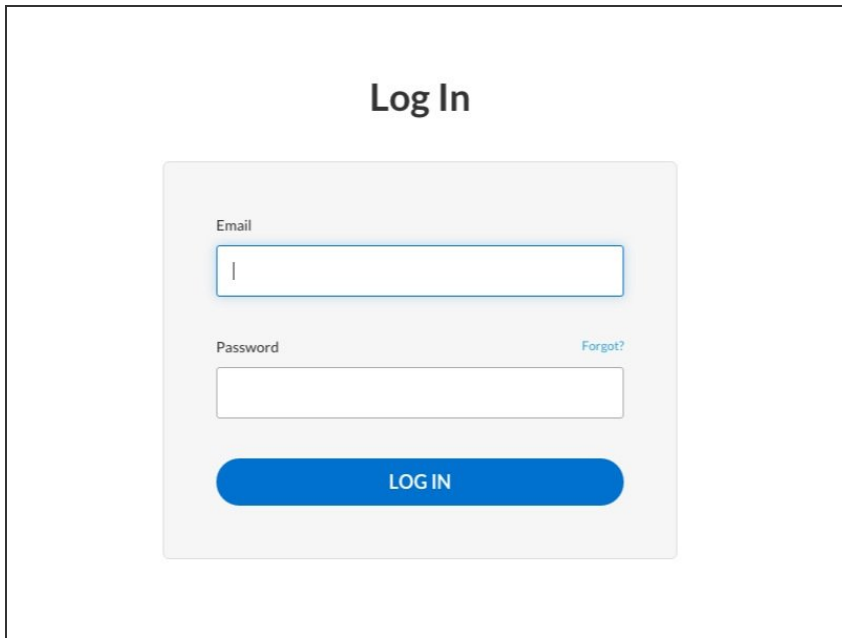
Written By: Dozuki System



INTRODUCTION

This guide demonstrates how to view your Dozuki site in multiple languages.

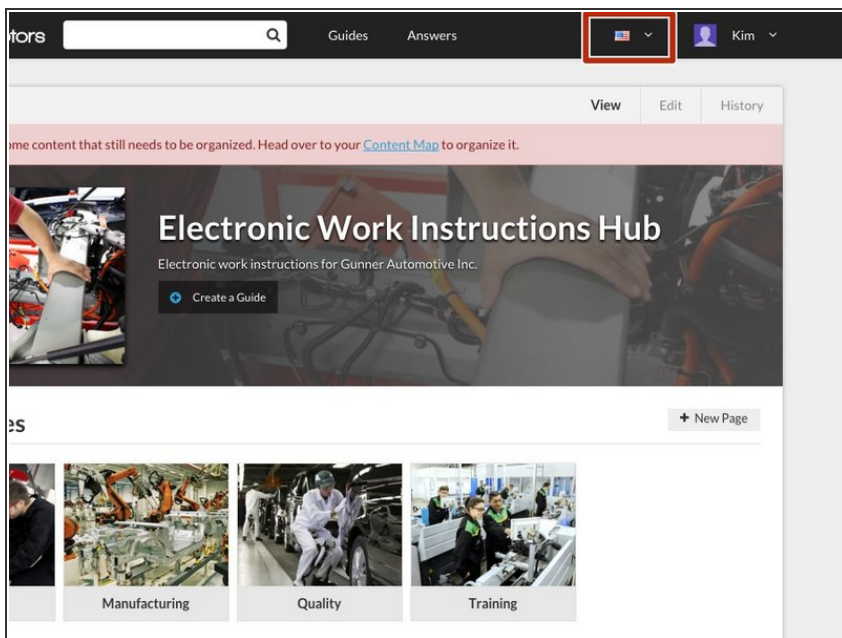
Step 1 — How to View Your Dozuki Site in Multiple Languages



The screenshot shows a login form titled "Log In". It contains two input fields: "Email" and "Password". The "Email" field has a cursor in it. To the right of the "Password" field is a link labeled "Forgot?". Below the fields is a blue button labeled "LOG IN".

- Log in to your Dozuki site.

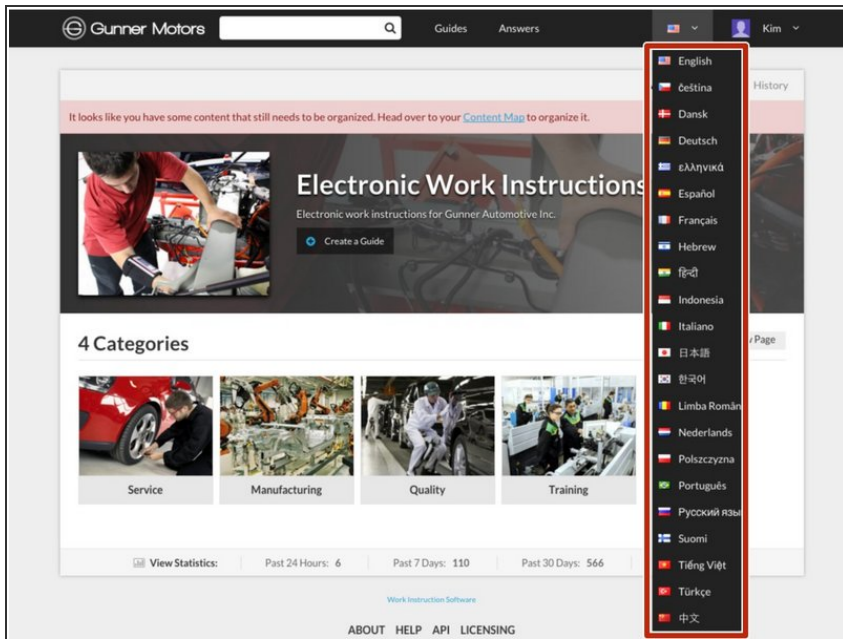
Step 2



The screenshot shows the top of the Dozuki website. The header is dark with a search bar on the left and navigation links for "Guides" and "Answers" in the center. On the right, there is a language selection dropdown menu (highlighted with a red box) showing a flag and a downward arrow, and a user profile icon labeled "Kim". Below the header, there is a main content area with a banner for "Electronic Work Instructions Hub" and a "Create a Guide" button. At the bottom, there are three category tiles: "Manufacturing", "Quality", and "Training".

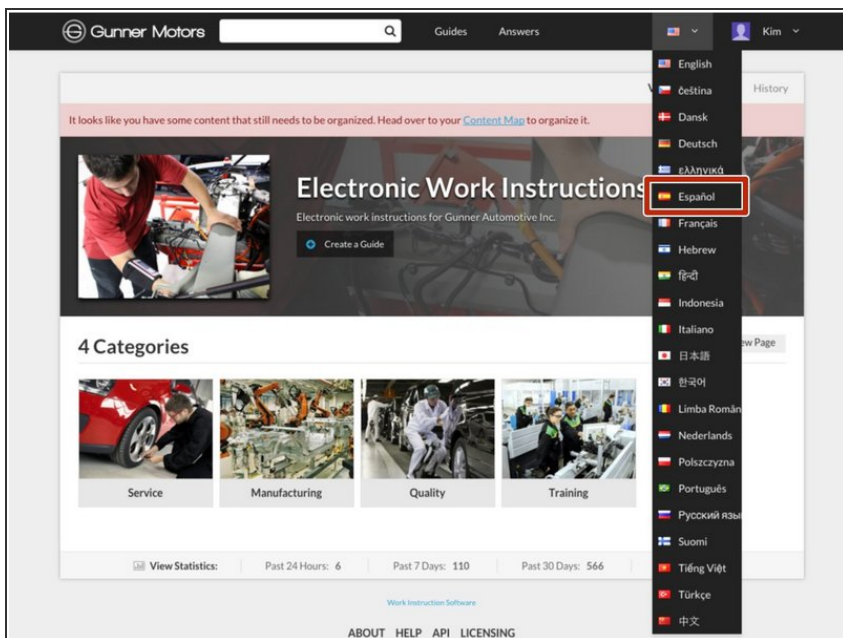
- Locate the header at the top of your Dozuki site.
- In the right corner of the header you will see a flag with an arrow pointing downwards next to it.

Step 3



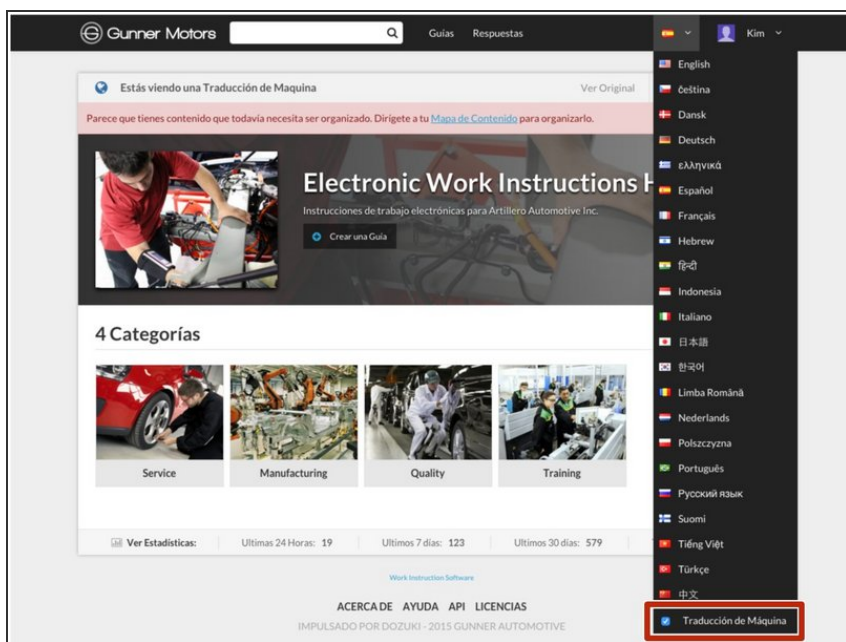
- Click the flag and a drop-down menu will appear.
- This is a list of languages your site can be translated to.

Step 4



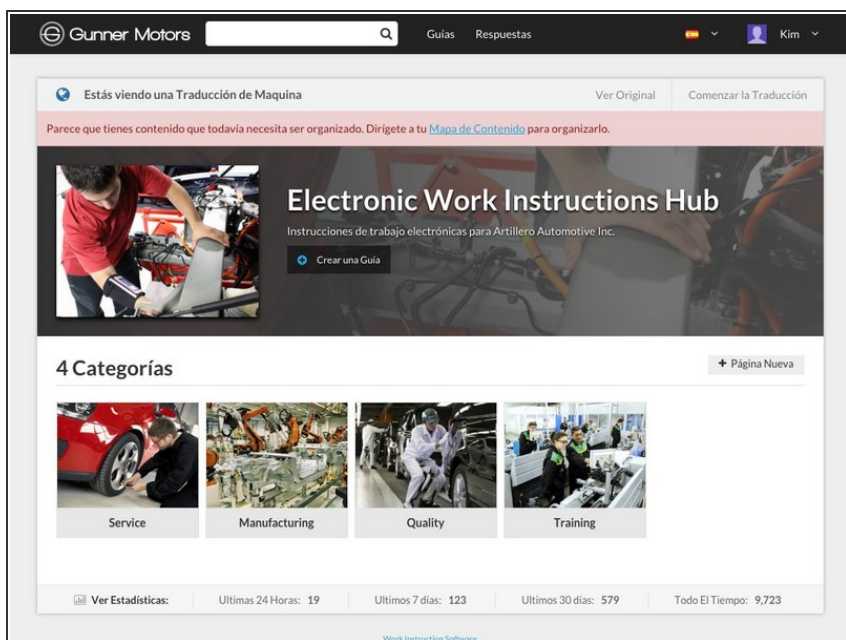
- Select your desired language by clicking on it.
- For the purpose of this example, the site will be translated into Spanish.

Step 5



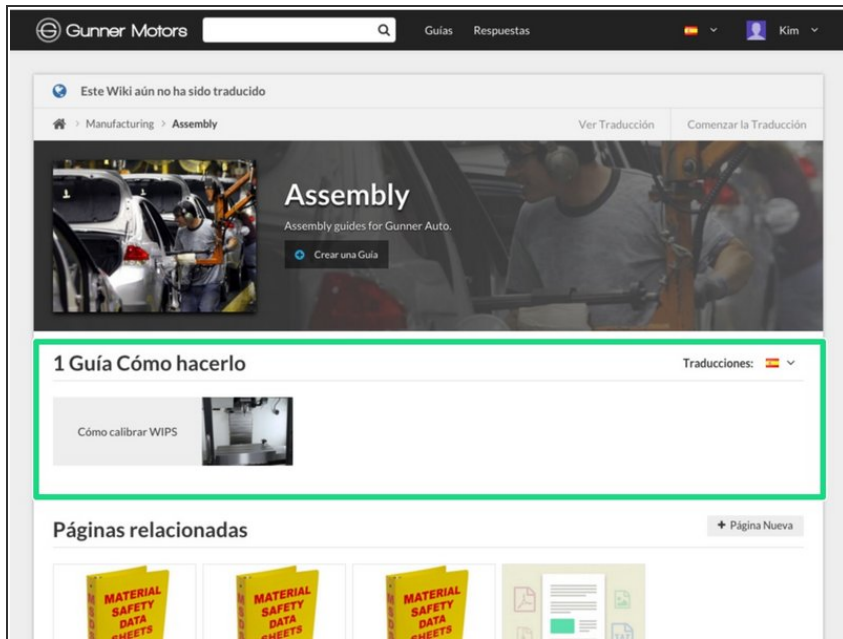
- Check the **Automatic Translation** checkbox at the bottom of the language dropdown.

Step 6



- The site interface is now in the selected language.
- ⓘ This applies to the interface language on the entire site.

Step 7 — Translation Effects on Guides



- When you visit your category pages, the guides that are written in the selected language will appear in the guide section.
- If a guide was not originally written or manually translated into the selected language, it will not appear in the guide section.
- To view the guides in a different language, refer to this guide on [How To View Guides in Different Languages](#).