



Edit Inputs

Edit an existing Input to update the variety name, crop type, or year.

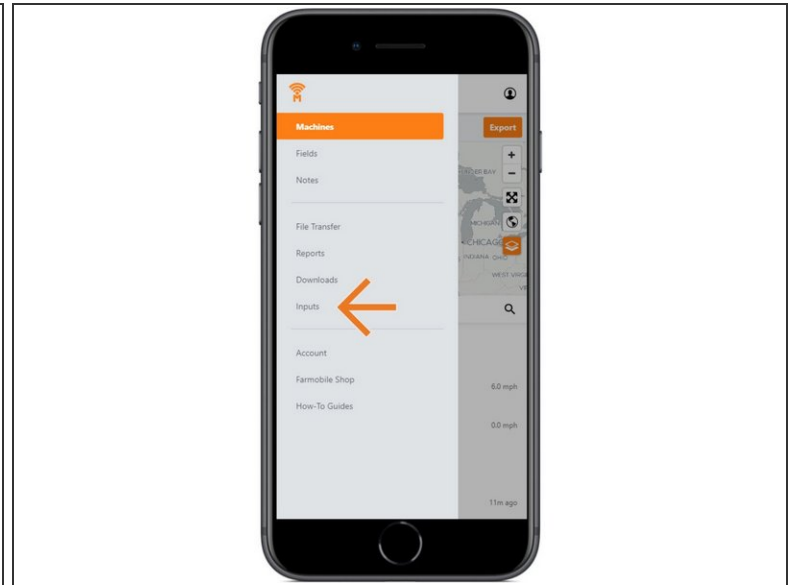
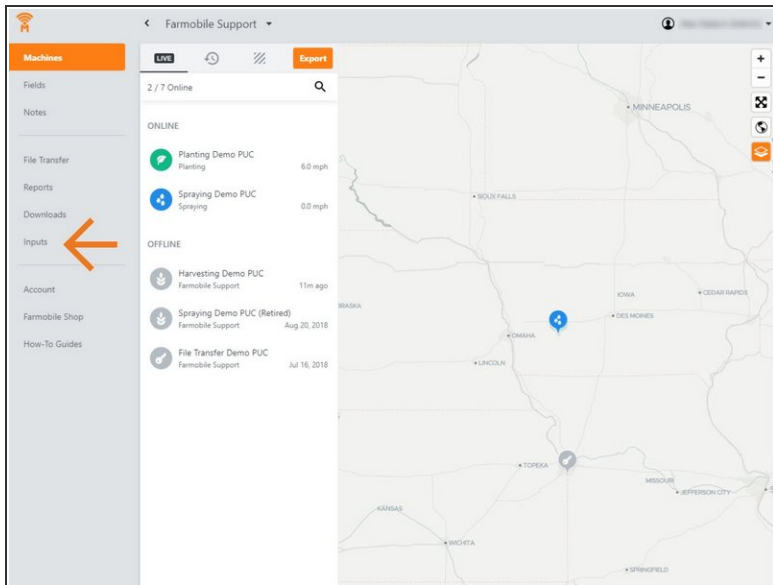
Written By: Support

The screenshot shows the Farmobile app interface. On the left is a navigation menu with options: Machines, Fields, Notes, File Transfer, Data Import, Reports, Downloads, **Inputs** (highlighted), Account, Farmobile Shop, and How-To Guides. The main content area is titled 'Farmobile Support' and is divided into two sections: 'FILTER INPUTS' and 'SEED VARIETIES'. The 'FILTER INPUTS' section has filters for 'CROP YEAR' (2019, 2018, 2017, 2016) and 'CROP TYPES' (Soybeans, Corn, Popcorn, Canola). The 'SEED VARIETIES' section lists several entries, each with a green status indicator and a description: 3718 RR2X (Soybeans - 2019 - Brand: Purple Ribbon Seeds - RM: 3.7 - Tr...), DKC27-55RIB (Corn - 2019 - Brand: Dekalb - RM: 77 - Trait: VT Double PRO...), DKC54-36 (Corn - 2019 - Brand: Dekalb - RM: 104 - Trait: Conventional...), DS-1085 (Corn - 2019 - Brand: Dairyland Seed - RM: 85 - Trait: Conver...), P1197AMXT (Corn - 2019 - Brand: Pioneer (Canada) - RM: 111 - Trait: Opt...), Stine 9728E-G (Corn - 2019 - Brand: Merschman Seeds - RM: 110 - Trait: Ag...), Test Popcorn (Popcorn - 2019), PH-8110 (Corn - 2018), Dekalb 7144 (Corn - 2017), Pioneer 7123 (Corn - 2017), and Pioneer 71231 (Corn - 2017). A modal window titled 'EDIT SEED VARIETY' is open on the right, showing fields for 'Crop Type' (set to Corn), 'Crop Year' (set to 2019), and 'Brand Name' (set to Dekalb). The 'Seed Variety Name' field is also present, with 'DKC27-55RIB' selected. At the bottom of the modal are three buttons: 'Save' (orange), 'Cancel', and 'Delete Variety' (red).

INTRODUCTION

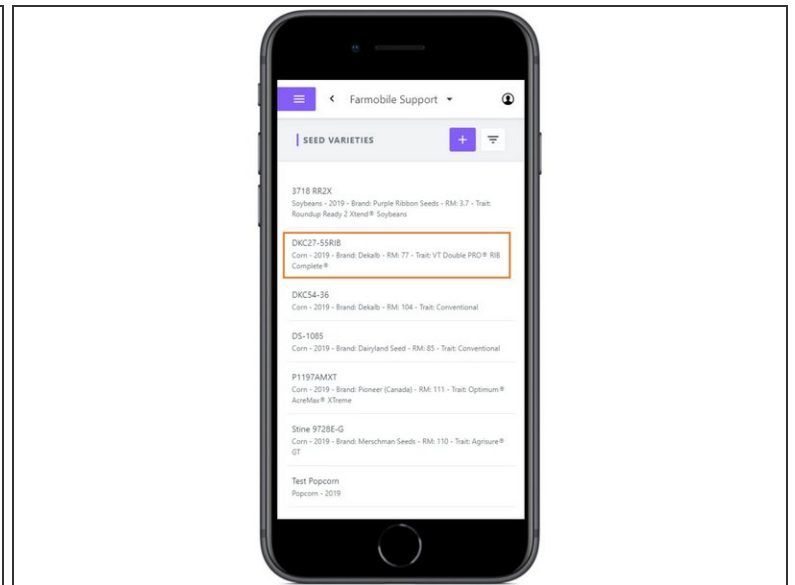
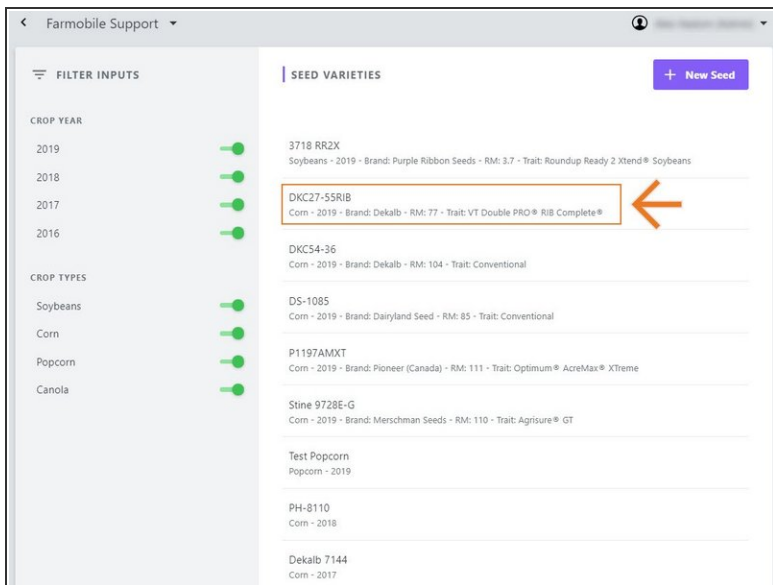
- User has the ability to edit an existing input to correct a previously entered value.
- If the Input record is supported by CDMS you can only edit the Brand Name and Seed Variety Name.
- If an input has been associated with a Certified EFR, you cannot edit the seed variety.

Step 1 — Select Inputs from the Farmobile DataEngineSM Menu



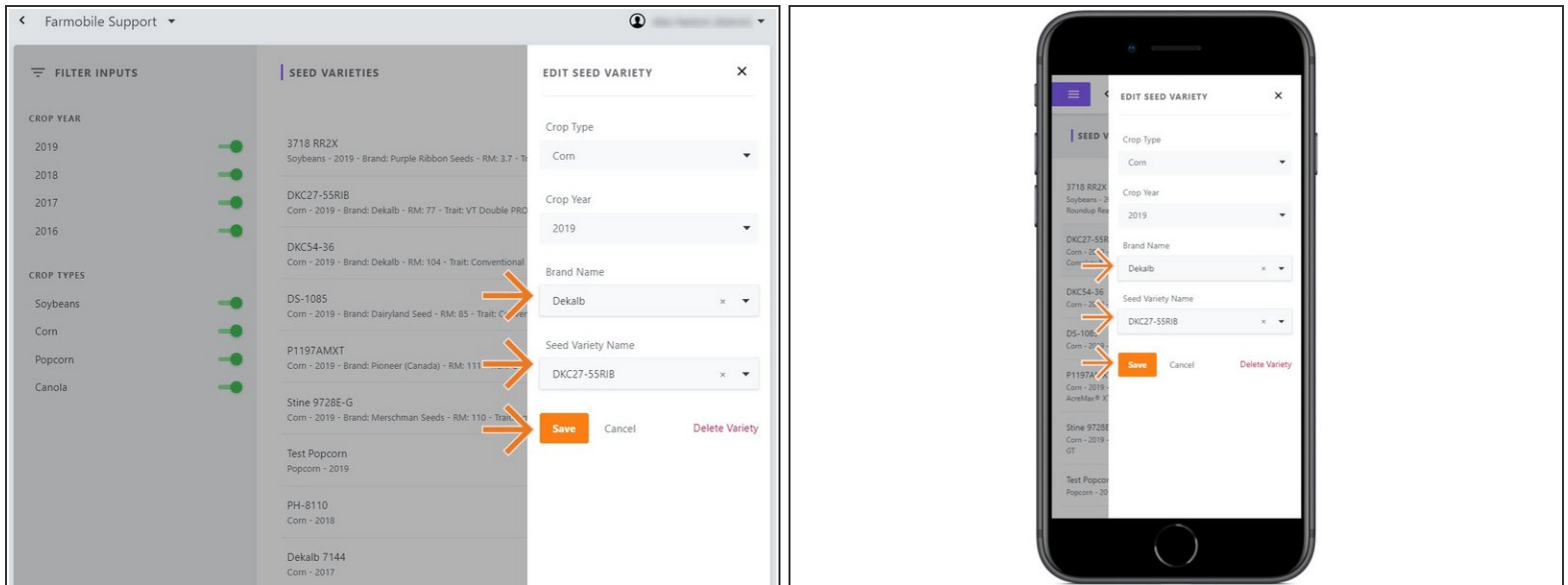
- Selecting Inputs from the Farmobile DataEngine menu will open the Inputs page with all of your inputs listed to review.

Step 2 — Select an Input from the list



- Select an Input record to open the Edit Seed Variety window.

Step 3 — Edit Input



- Within the Edit Seed Variety window you can edit the following:
 - Brand Name
 - Seed Variety Name
- **NOTE:** You cannot edit an input if it has been associated to a Certified EFR.
- Select 'Save' to save the edits made.

Step 4 — Contact Support



- Support will re-run data for the most accurate data collection.
- Support: 844.337.2255

