



Daily Machine Activity & Agronomic Data

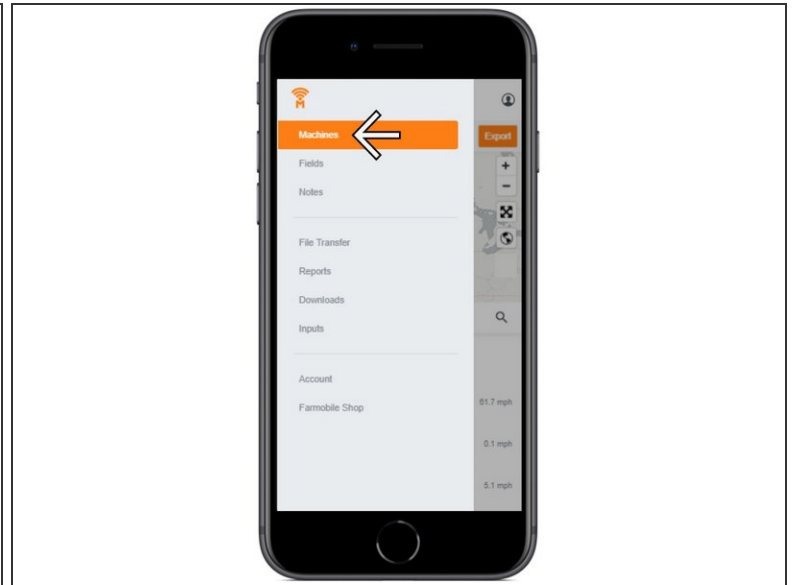
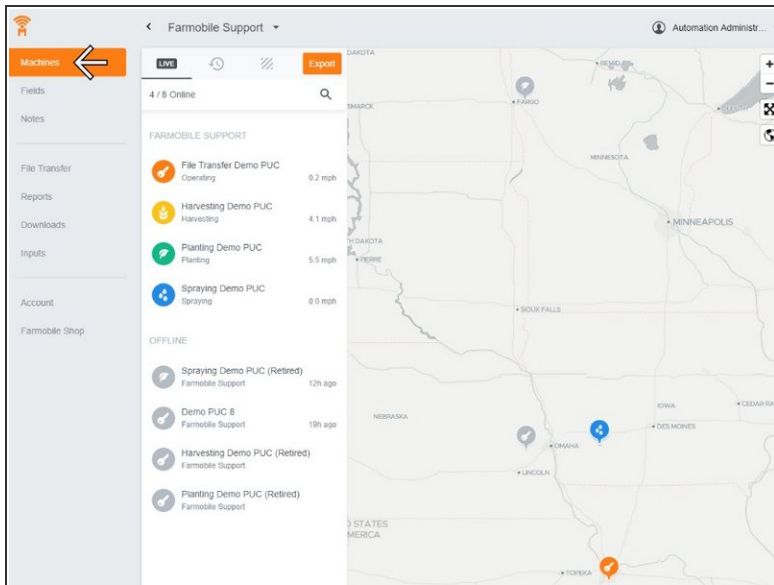
Export your point-by-point Daily Machine & Agronomic Activity in a CSV, Shapefile, or GeoJSON format.

Written By: Support

INTRODUCTION

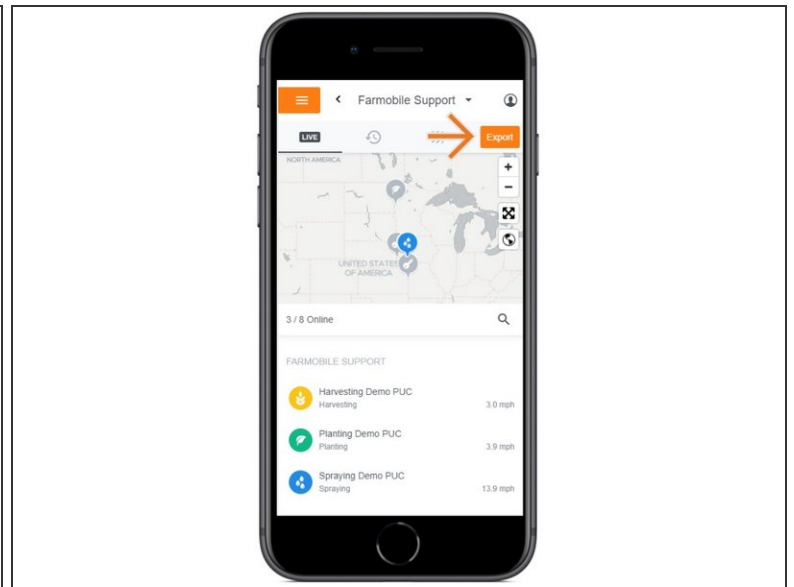
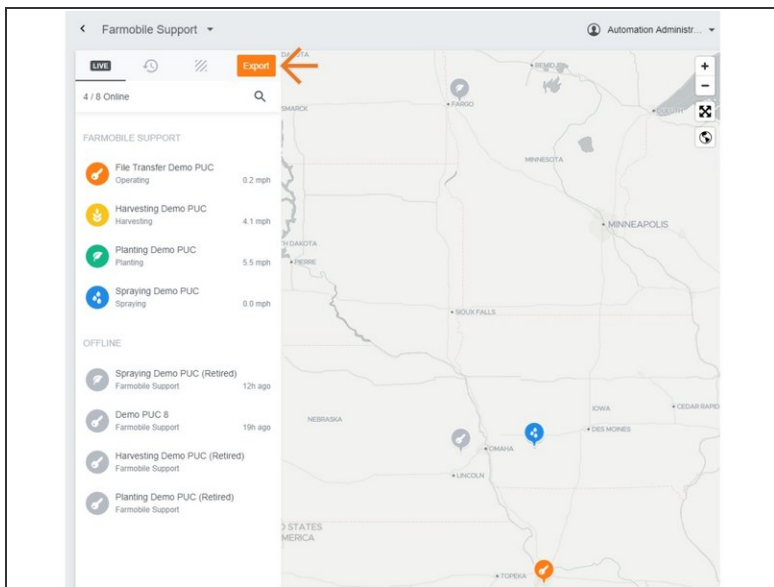
- Provides daily point-by-point machine and agronomic data within the requested date range.
- Date Range can be one or more days.
- Exporting from the Grower Level, will deliver data for all of your PUCs™ that had Machine & Agronomic Activity within the requested date range.
- Exporting from a selected Machine, will deliver data for only the selected PUC within the requested date range.
- All point-by-point exports follow these steps:
 - Request Export: Farmobile will begin processing the request and email you once ready.
 - Recieve Email: Farmobile will email you once the download is available. The link will take you to the Downloads page of Farmobile DataEngine
 - Download File: Your requested data will be listed on the Downloads page of Farmobile DataEngine.

Step 1 — Select Machines from the Farmobile DataEngineSM Menu



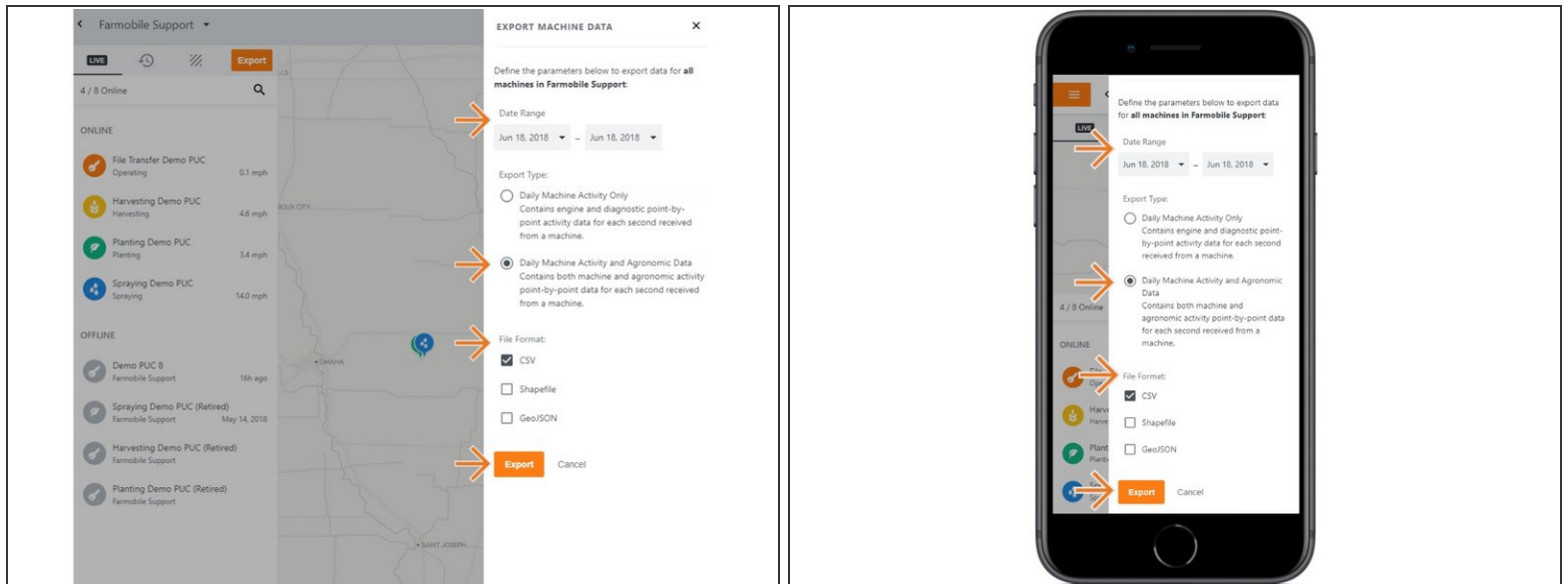
- Selecting Machines from the Farmobile DataEngine menu will open the Machines page with all of your PUCsTM listed and displayed on the map.

Step 2 — Select Export



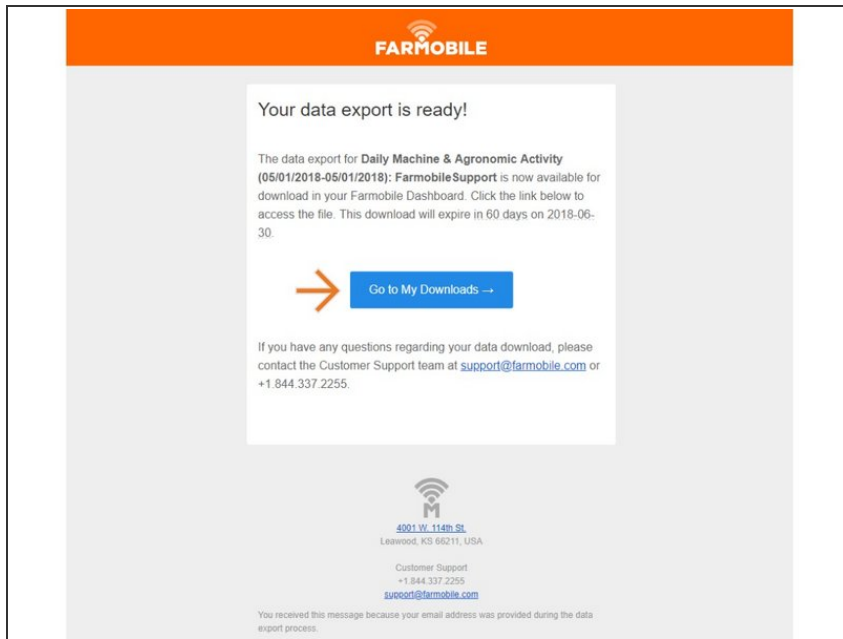
- Selecting Export will open the Export Machine Data window.

Step 3 — Enter Details and Select Export



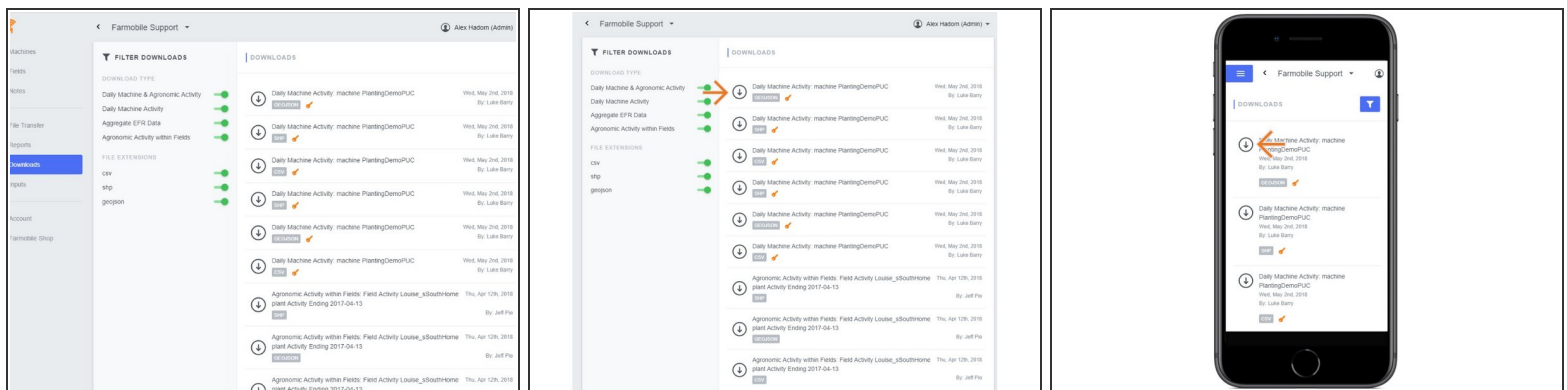
- Populate the Date Range. Can be single day or multiple.
- Select 'Daily Machine Activity and Agronomic Data' from the Export Type section.
- Check the box for each File Format you want to export.
- Each File Format requested will be delivered in separate compressed zip files.
- Once the data is ready, you'll receive an email from Farmobile.

Step 4 — Receive Email Notification



- Once the point-by-point data is ready, Farmobile will send you an email with the requested File Name listed and a link to the Farmobile DataEngine Download page.
- At this point, your requested file is listed in the Farmobile DataEngine Download page for you to download.
- Select the Got to My Downloads -> button to open DataEngine and download your file.

Step 5 — Download the File



- Your file is listed in the Downloads page of Farmobile DataEngine.
- The list is sorted by date requested, so your most recent exports are listed at the top.
- Select Download to download the zip file.