




# Quick Attach Wheel Unit - Build

Here we go through the overall procedure of welding up a modular wheel unit.

Written By: Marcin



## Step 1 — Modular Wheel Unit



- Take the small middle plate



## Step 2



- Step 2



### Step 3




- step 3

### Step 4




- step four

## Step 5



- Step 5



## Step 6



- Step 6





## Step 7



### ● Step 7



## Step 8



### ● Step 8



## Step 9



### ● Step 10



## Step 10



### ● Step 12




## Step 11



### ● Step 13

## Step 12



### ● Step 12

## Step 13



## ● Step 14