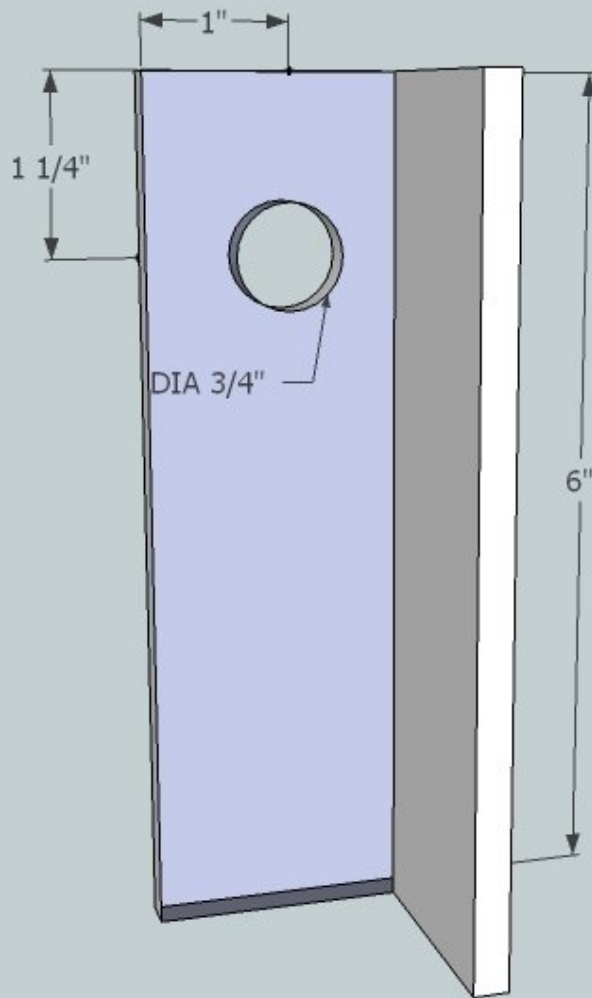




CEB: Wide Cylinder Supports

Written By: Dozuki System



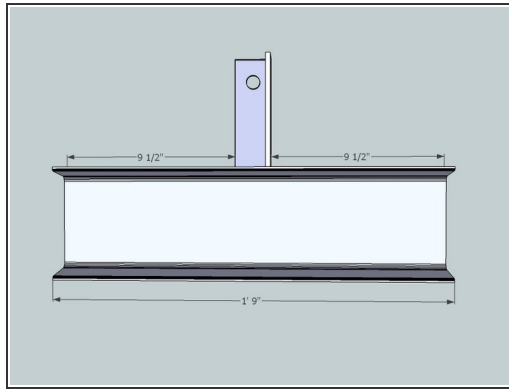
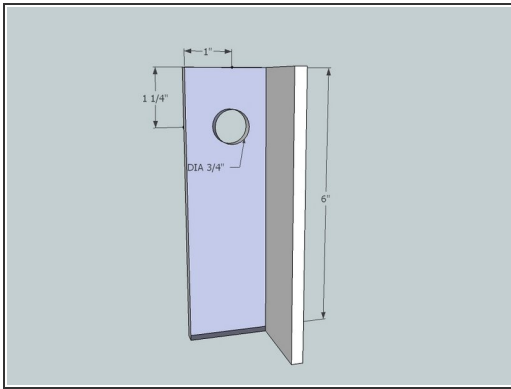
INTRODUCTION

[Sketchup Model](#) Additional Materials Required: * 3/4"x2" Bolts (2) * 3/4" Steel Nuts (2) * 3/4" Galvanized Nuts (2)

TOOLS:

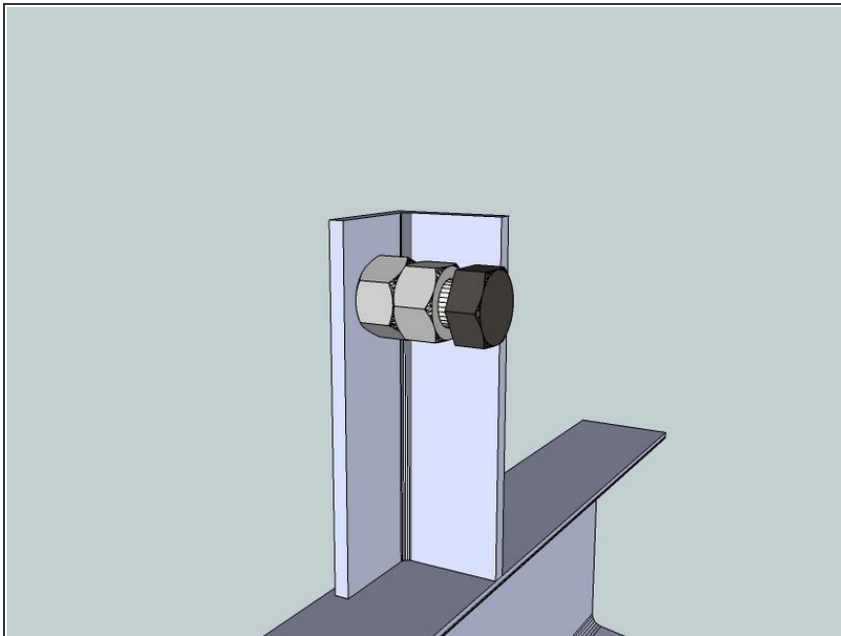
- [Angle grinder](#) (1)
 - [Square](#) (1)
 - [torch](#) (1)
 - [Welder](#) (1)
-

Step 1 — CEB: Wide Cylinder Supports



- Torch the hole in the 2x2 angle as shown.
- Weld the angle centered on the U-channel
- Weld a 3/4" bolt over the hole.

Step 2



- Put a galvanized nut on a 3/4"x2" bolt and thread through the welded nut on each side